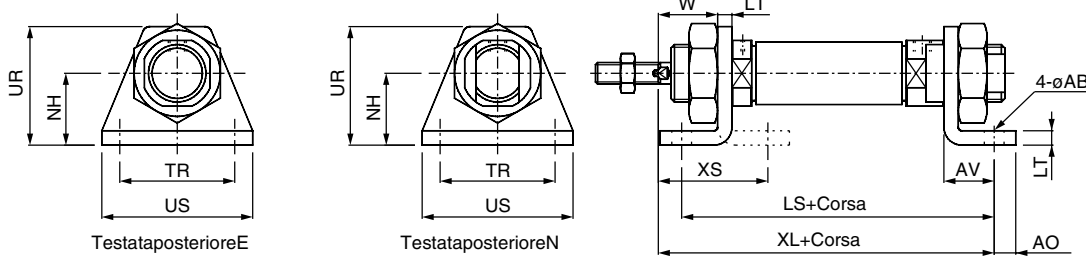


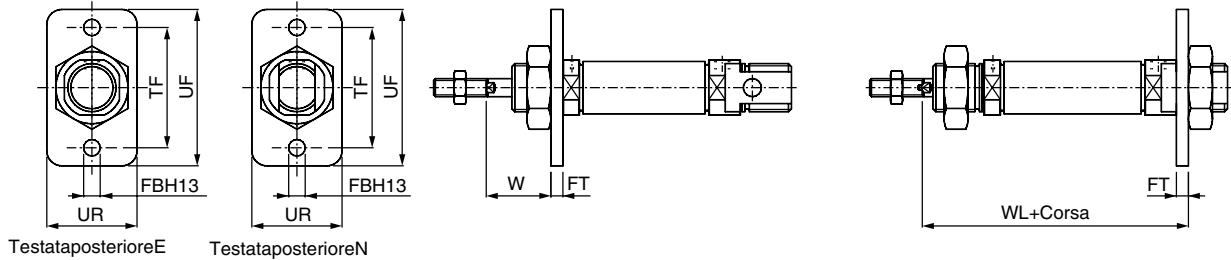
Dimensioni con squadrette di montaggio

Semplice effetto: molla anteriore

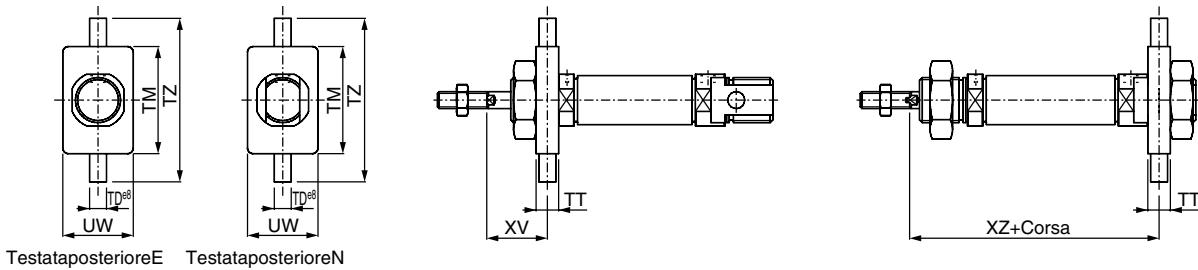
Piedino singolo, coppia piedini: C85L10^A_B, C85L16^A_B, C85L25^A_B



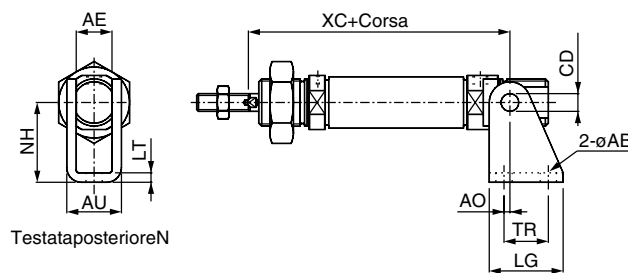
Flangia anteriore, flangia posteriore: C85F10, C85F16, C85F25



Snodo oscillante anteriore, snodo oscillante posteriore: C85T10, C85T16, C85T25



Controcerniera posteriore: C85C10, C85C16, C85C25



Diam.	Piedinosingolo,coppiapiedini														Flangiaanteriore,flangiaposteriore										
	AO	US	øAB	LT	NH	LS			XL			TRJS14	XS	AV	UR	W	UR	FBH13	FT	TF	UF	W	WL		
						1÷50	51÷100	101÷150	1÷50	51÷100	101÷150												1÷50	51÷100	101÷150
ø8	5	35	4.5	3.2	16	68(74) {78(84)}	—	—	73(79) {83(89)}	—	—	25	23.8	11	26	12.8	22	4.5	3.2	30	40	12.8	65.2(71.2) {75.2(81.2)}	—	—
ø10	5	35	4.5	3.2	16	68(72) {78(82)}	—	—	73(77) {83(87)}	—	—	25	23.8	11	26	12.8	22	4.5	3.2	30	40	12.8	65.2(69.2) {75.2(79.2)}	—	—
ø12	6	42	5.5	4	20	78(81.5) {88(91.5)}	—	—	86(89.5) {96(99.5)}	—	—	32	32	14	33	18	30	5.5	4	40	52	18	76(79.5) {86(89.5)}	—	—
ø16	6	42	5.5	4	20	84(87.5) {94(97.5)}	99.5(103) {120(123.5)}	115(118.5) {146(149.5)}	92(95.5) {102(105.5)}	107.5(111) {128(131.5)}	123(126.5) {154(157.5)}	32	32	14	33	18	30	5.5	4	40	52	18	82(85.5) {92(95.5)}	97.5(101) {118(121.5)}	113(116.5) {144(147.5)}
ø20	8	54	6.6	5	25	96(121)	146	171	103(128)	153	178	40	36	17	42	19	40	6.6	5	50	66	19	91(116)	141	166
ø25	8	54	6.6	5	25	96(122.5)	147.5	172.5	110(133.5)	158.5	183.5	40	40	17	42	23	40	6.6	5	50	66	23	98(121.5)	146.5	171.5

Diam.	Snodooscillanteanteriore,snodooscillanteposteriore						Controcernieraposteriore														
	TT	UW	TDe8	TM	TZ	XV	ZX			CD	AE	øAB	AO	AU	TR	LG	NH	LT	XC		
							1÷50	51÷100	101÷150										1÷50	51÷100	101÷150
ø8	6	20	4	26	38	13	65(71) {75(81)}	—	—	4 ^{+0.030} ₀	8.1	4.5	1.5	13.1	12.5	20	24	2.5	64(70) {74(80)}	—	—
ø10	6	20	4	26	38	13	65(69) {75(79)}	—	—	4 ^{+0.030} ₀	8.1	4.5	1.5	13.1	12.5	20	24	2.5	64(68) {74(78)}	—	—
ø12	8	25	6	38	58	18	76(79.5) {86(89.5)}	—	—	6 ^{+0.030} ₀	12.1	5.5	2	18.5	15	25	27	3.2	75(78.5) {85(88.5)}	—	—
ø16	8	25	6	38	58	18	82(85.5) {92(95.5)}	97.5(101) {118(121.5)}	113(116.5) {144(147.5)}	6 ^{+0.030} ₀	12.1	5.5	2	18.5	15	25	27	3.2	82(88.5) {92(95.5)}	97.5(101) {118(121.5)}	113(116.5) {144(147.5)}
ø20	8	32	6	46	66	20	90(115)	140	165	8 ^{+0.036} ₀	16.1	6.6	4	24.1	20	32	30	4	95(120)	145	170
ø25	8	32	6	46	66	24	97(120.5)	145.5	170.5	8 ^{+0.036} ₀	16.1	6.6	4	24.1	20	32	30	4	104(127.5)	152.5	177.5

():Consensoremagnetico({}):Constelo antirotazione