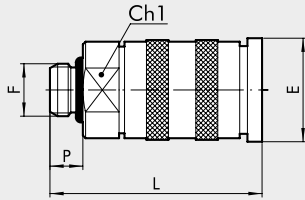


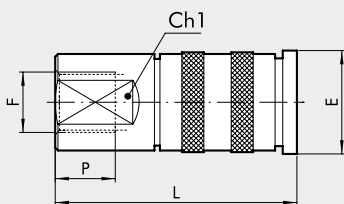
INGOMBRI E CODICI DI ORDINAZIONE

ATTACCO RAPIDO MASCHIO



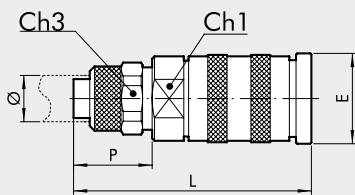
Codice	Rif.	Mod.	F	Ch1	P	L	E	O-ring
0101001	01	mini	1/8	16	6.0	38.0	18.8	2031
0101002	02	mini	1/4	16	8.0	40.0	18.8	2043
0201101	101	100	1/4	21	8.0	50.0	24.4	2043
0301201	201	200	3/8	23	9.0	57.6	26.4	2056
0300202	201/A	200	1/4	23	8.0	56.6	26.4	2043
0401301	301	300	1/2	30	11.0	70.8	33.0	3068

ATTACCO RAPIDO FEMMINA



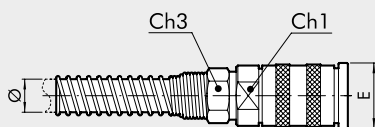
Codice	Rif.	Mod.	F	Ch1	P	L	E
0101003	03	mini	1/8	16	7.0	40.5	18.8
0101004	04	mini	1/4	16	8.0	42.0	18.8
0201102	102	100	1/4	21	8.0	52.0	24.4
0301202	202	200	3/8	23	10.0	60.7	26.4
0401302	302	300	1/2	30	11.0	73.8	33.0

ATTACCO RAPIDO TUBO NYLON



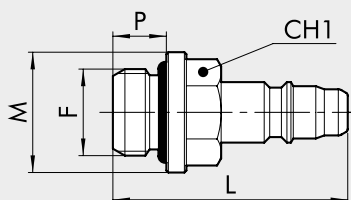
Codice	Rif.	Mod.	Ø	Ch1	Ch3	P	L	E
0101005	05	mini	6/4	16	12	14.0	46.0	18.8
0101006	06	mini	8/6	16	14	14.0	46.0	18.8

ATTACCO RAPIDO TUBO NYLON CON MOLLA



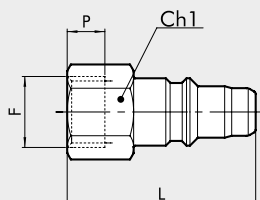
Codice	Rif.	Mod.	Ø	Ch1	Ch3	E
0101007	07	mini	6/4	16	12	18.8
0101008	08	mini	8/6	16	14	18.8

INNESTO RAPIDO MASCHIO



Codice	Rif.	Mod.	F	Ch1	P	L	M	O-ring
0102011	11	mini	1/8	13	6.0	29.3	15	2031
0102012	12	mini	1/4	14	8.0	32.7	18	2043
0202111	111	100	1/4	14	8.0	42.2	18	2043
0302211	211	200	3/8	17	9.0	45.8	20	2056
0303205	211/A	200	1/4	16	8.0	46.2	18	2043
0402311	311	300	1/2	22	11.0	55.2	26	3068

INNESTO RAPIDO FEMMINA



Codice	Rif.	Mod.	F	Ch1	P	L
0102013	13	mini	1/8	14	7.0	29.5
0102014	14	mini	1/4	17	8.0	30.5
0202112	112	100	1/4	17	8.0	42.0
0302212	212	200	3/8	20	10.0	48.0
0402312	312	300	1/2	24	11.0	55.0